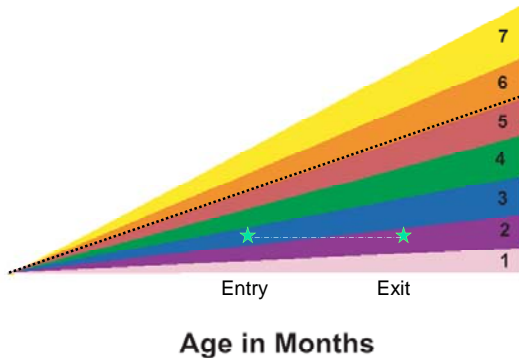


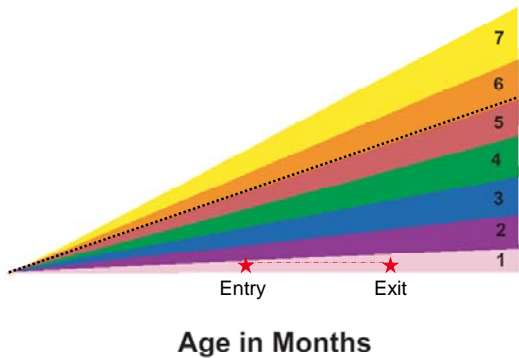
a. Percent of infants and toddlers who did not improve functioning including children who:

- acquired no new skills or regressed during their time in the program
- Didn't gain or use even one new skill
- have degenerative conditions/ significant disabilities

Developmental Trajectories



Developmental Trajectories



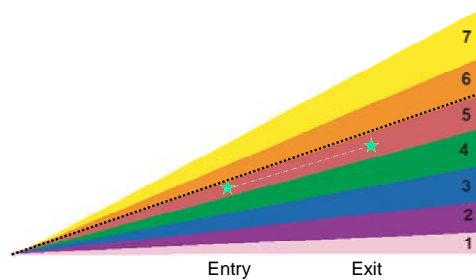
Children with an "a" rating:

- Rated lower at exit than entry; OR
- Rated 1 at both entry and exit;
- AND
- Scored "No" on the progress question (b)

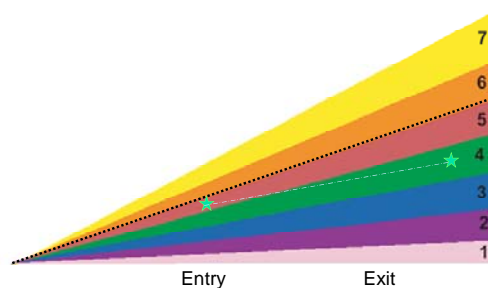
b. Percent of infants and toddlers who improved functioning but not sufficient to move nearer to functioning comparable to same-aged peers

- Children who acquired new skills but continued to grow at the same rate throughout their time in the program
- Gained and used new skills but did not increase their rate of growth or change their growth trajectories while in services

Developmental Trajectories



Developmental Trajectories



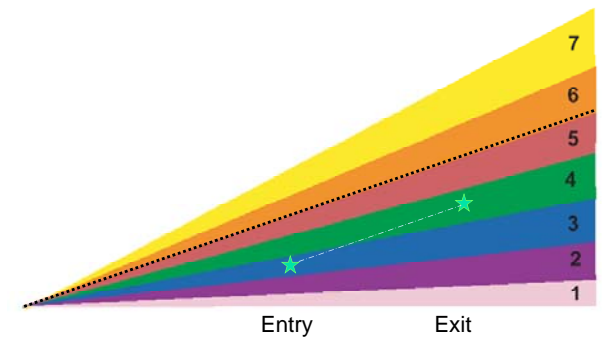
Children with a "b" rating:

- Rated 5 or lower at entry; AND
- Rated the same or lower at exit;
- AND
- "Yes" on the progress question (b)

c. Percent of infants and toddlers who improved functioning to a level nearer to same-aged peers but did not reach it

- Children who acquired new skills but accelerated their rate of growth during their time in the program
- Made progress toward catching up with same aged peers but were still functioning below age expectations when they left the program
- Changed their growth trajectories -- "narrowed the gap"

Developmental Trajectories



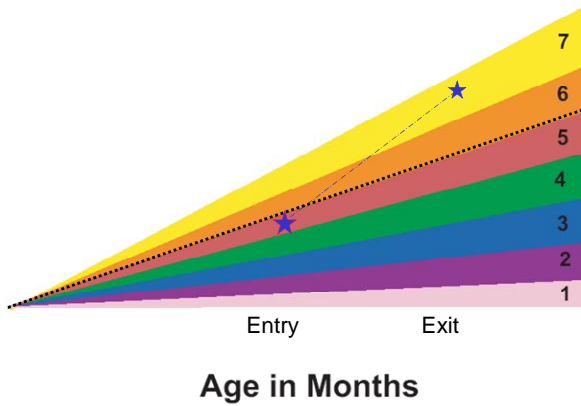
Children with a "c" rating:

- Rated higher at exit than entry;
- AND
- Rated 5 or below at exit

d. Percent of infants and toddlers who improved functioning to reach a level comparable to same-aged peers

- Children who were functioning below age expectations when they entered the program but were functioning at age expectations when they left
- Started out below age expectations, but caught up while in services

Developmental Trajectories



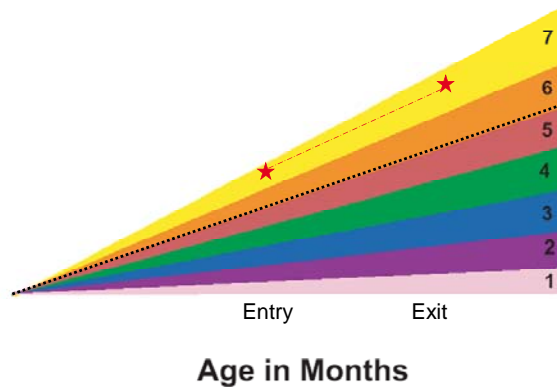
Children with a “d” rating:

- Rated 5 or lower at entry;
AND
- Rated 6 or 7 at exit

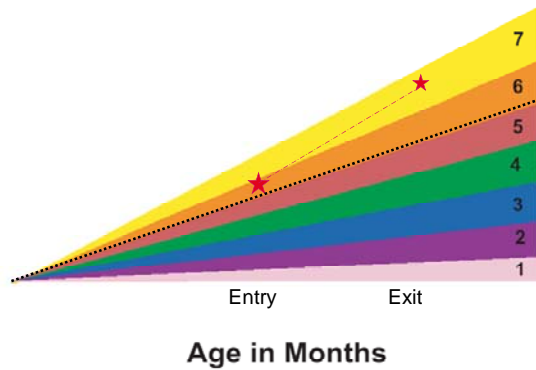
e. Percent infants and toddlers who maintained functioning at a level comparable to same-aged peers

- Children who were functioning at age expectations when they entered the program and were functioning at age expectations at exit

Developmental Trajectories



Developmental Trajectories



Children with an “e” rating:

- Rated 6 or 7 at entry;
AND
- Rated 6 or 7 at exit