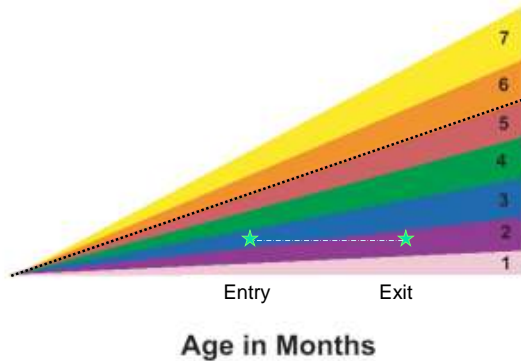


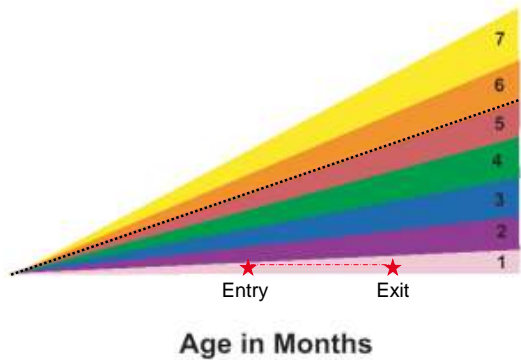
**a. Percent of infants and toddlers who did not improve functioning including children who:**

- acquired no new skills or regressed during their time in the program
- Didn't gain or use even one new skill
- have degenerative conditions/ significant disabilities

**Developmental Trajectories**



**Developmental Trajectories**



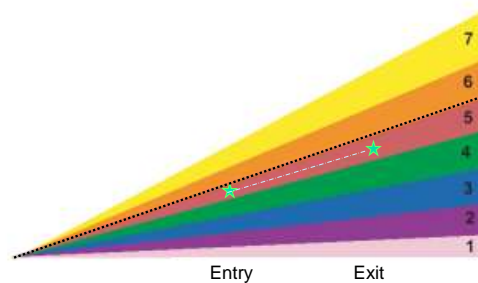
**Children with an “a” rating:**

- Rated lower at exit than entry; OR
- Rated 1 at both entry and exit;
- AND
- Scored “No” on the progress question (b)

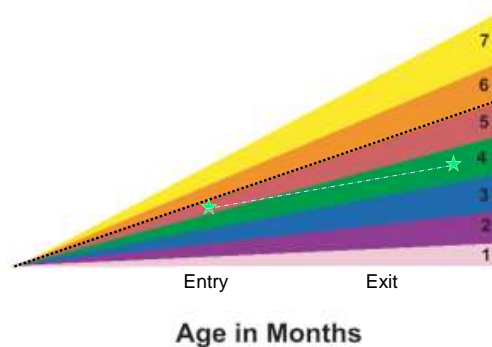
**b. Percent of infants and toddlers who improved functioning but not sufficient to move nearer to functioning comparable to same-aged peers**

- Children who acquired new skills but continued to grow at the same rate throughout their time in the program
- Gained and used new skills but did not increase their rate of growth or change their growth trajectories while in services

**Developmental Trajectories**



**Developmental Trajectories**



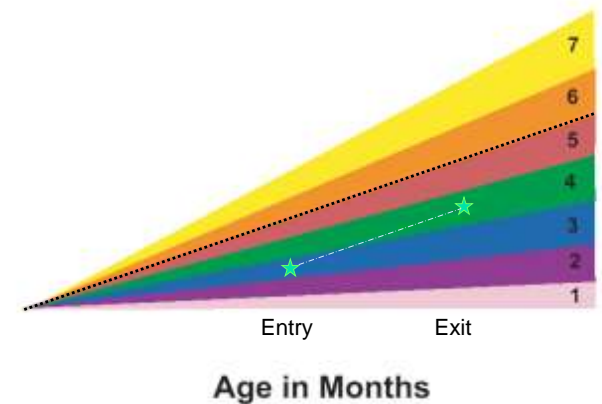
**Children with a “b” rating:**

- Rated the same or lower at exit as at entry, AND
- Rated 5 or lower at exit;
- AND
- Scored “Yes” on the progress question (b)

**c. Percent of infants and toddlers who improved functioning to a level nearer to same-aged peers but did not reach it**

- Children who acquired new skills but accelerated their rate of growth during their time in the program
- Made progress toward catching up with same aged peers but were still functioning below age expectations when they left the program
- Changed their growth trajectories --“narrowed the gap”

**Developmental Trajectories**



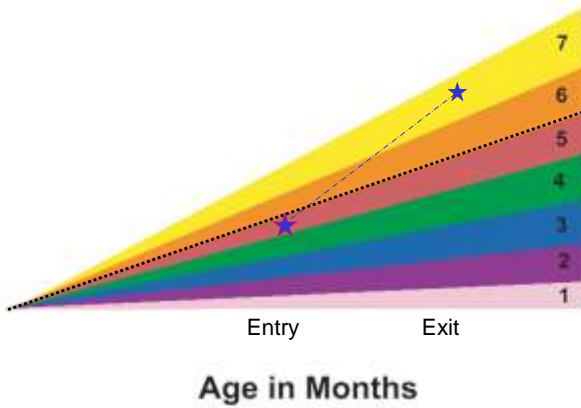
**Children with a “c” rating:**

- Rated higher at exit than entry;
- AND
- Rated 5 or below at exit

**d. Percent of infants and toddlers who improved functioning to reach a level comparable to same-aged peers**

- Children who were functioning below age expectations when they entered the program but were functioning at age expectations when they left
- Started out below age expectations, but caught up while in services

**Developmental Trajectories**



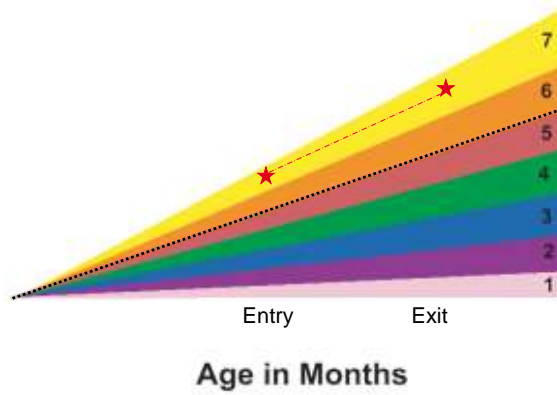
**Children with a “d” rating:**

- Rated 5 or lower at entry;  
AND
- Rated 6 or 7 at exit

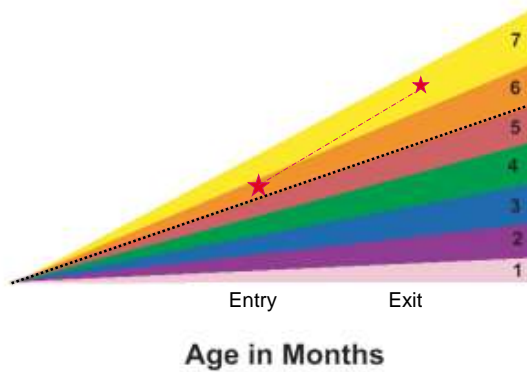
**e. Percent infants and toddlers who maintained functioning at a level comparable to same-aged peers**

- Children who were functioning at age expectations when they entered the program and were functioning at age expectations at exit

**Developmental Trajectories**



**Developmental Trajectories**



**Children with an “e” rating:**

- Rated 6 or 7 at entry;  
AND
- Rated 6 or 7 at exit